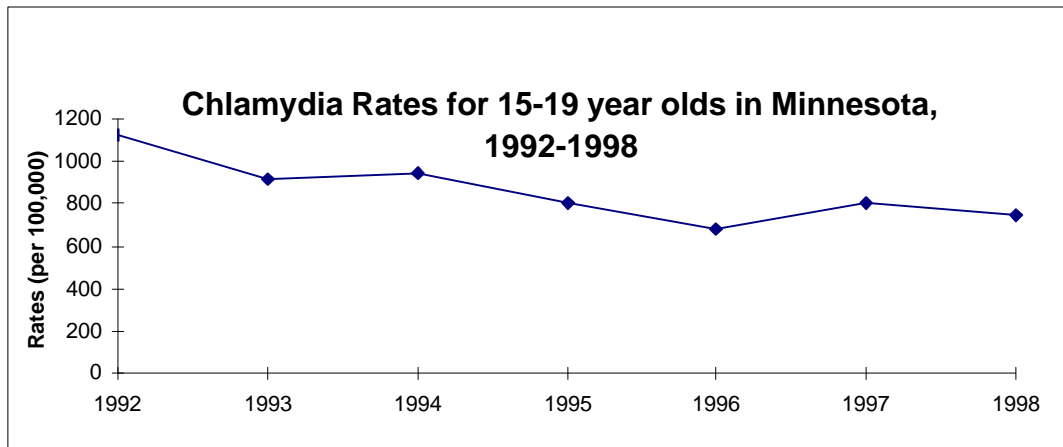




Sexually Transmitted Diseases Among Adolescents (15-19 year olds) in Minnesota, 1992-1998

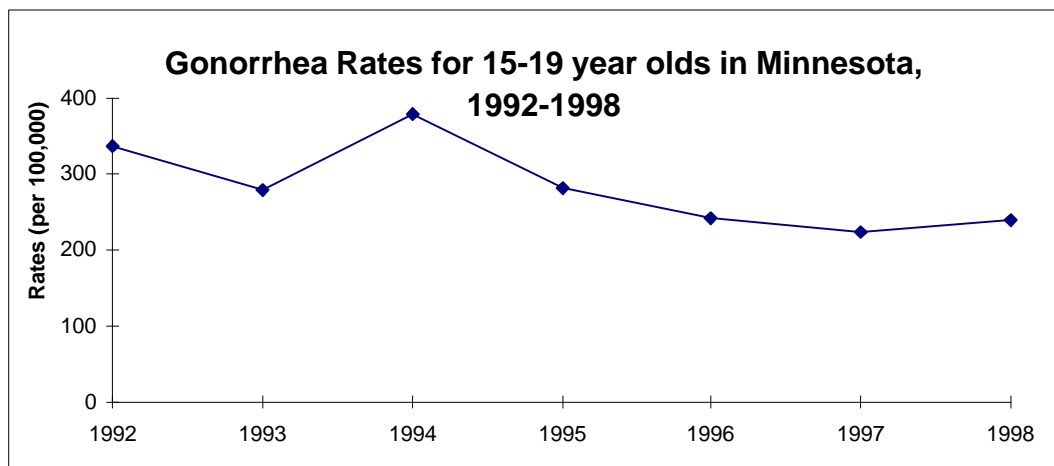
Reported Chlamydia Cases and Rates

	1992	1993	1994	1995	1996	1997	1998
Cases	3378	2802	2912	2485	2199	2607	2680
Rates*	1124	921	948	799	685	802	749



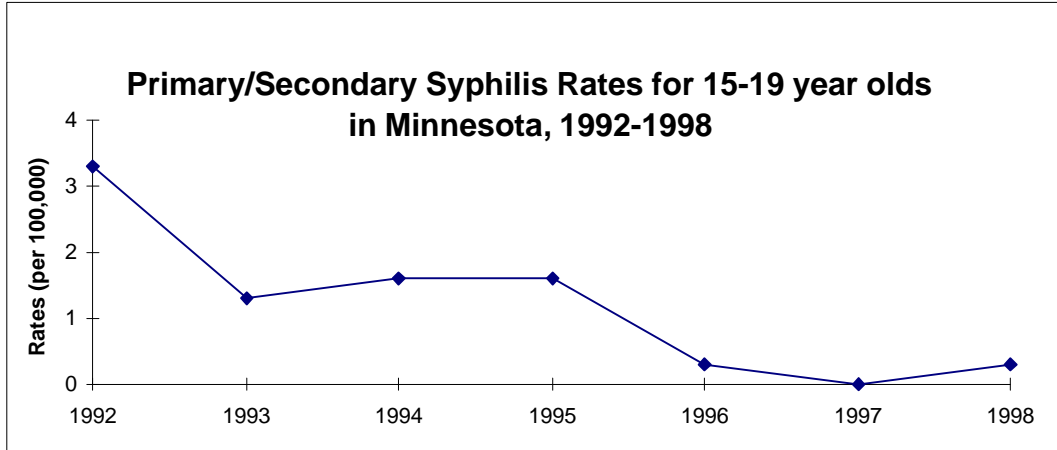
Reported Gonorrhea Cases and Rates

	1992	1993	1994	1995	1996	1997	1998
Cases	1009	853	1167	875	779	728	858
Rates*	336	280	380	281	243	224	240



Reported Primary/Secondary Syphilis Cases and Rates

	1992	1993	1994	1995	1996	1997	1998
Cases	10	4	5	5	1	0	1
Rates*	3.3	1.3	1.6	1.6	0.3	0.0	0.3



*Cases per 100,000 persons based on 1996 population estimates and/or 1997 population projections

Source: AIDS/STD Prevention Services. (1997.) *Sexually Transmitted Diseases: Minnesota Surveillance Report*. Minneapolis: Minnesota Department of Health.

Prepared by the Minnesota Organization on Adolescent Pregnancy, Prevention, and Parenting. For more information, contact the MOAPPP InfoExchange at (651) 644-1447 or toll-free in Minnesota (800) 657-3697.

August 1999.