

Age Differences Between Teenage Females and Their Partners

Table 1. Age Differences Between Fathers and Teen Mothers¹ in Minnesota, 2000²

Father's Age	Mother's Age					
	Under 15		15-17 years		18-19 years	
	Number	Percent	Number	Percent	Number	Percent
Under 15	2	9%	3	0%	0	0%
15-17 years	11	48%	179	17%	102	4%
18-19 years	4	17%	391	37%	690	25%
20-24 years	2	9%	382	36%	1518	55%
25-29 years	4	17%	83	8%	336	12%
30+	0	0%	19	2%	128	5%
Total	23		1057		2774	

Figure 1. Teen Mothers (under 15) and the father's age, MN 2000

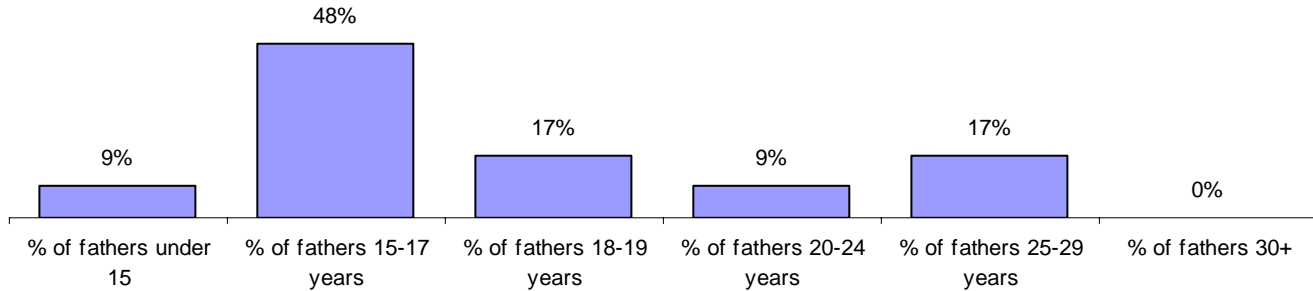


Figure 2. Teen Mothers (15-17 years) and the father's age, MN 2000

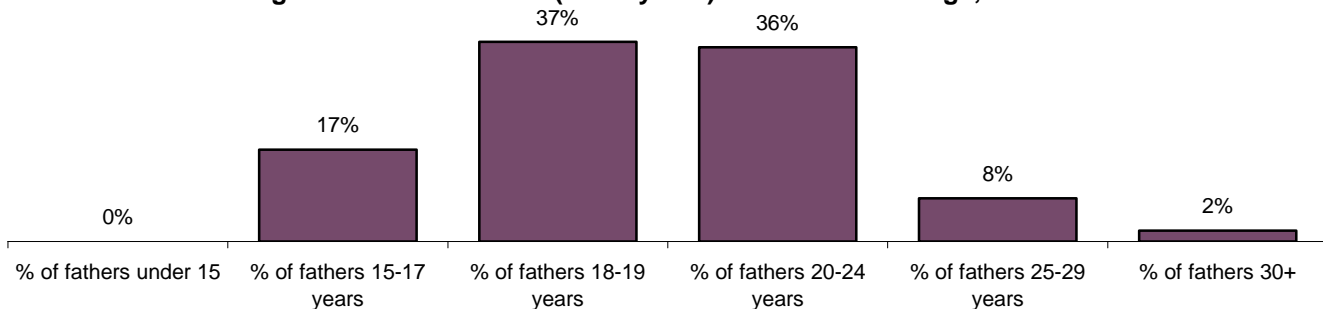
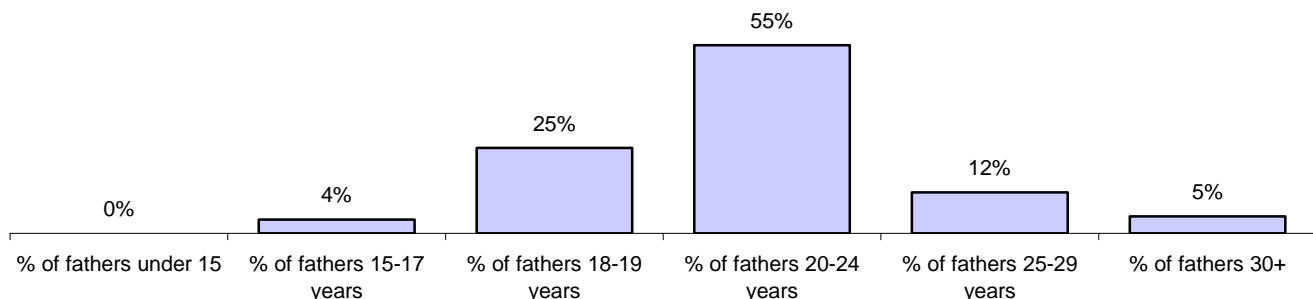


Figure 3. Teen Mothers (18-19 years) and the father's age, MN 2000



¹ The teen mothers represented here account for 32.3% of the teen births to mothers age 19 and under in 2000.

² Minnesota Department of Health, Center for Health Statistics, 2000.