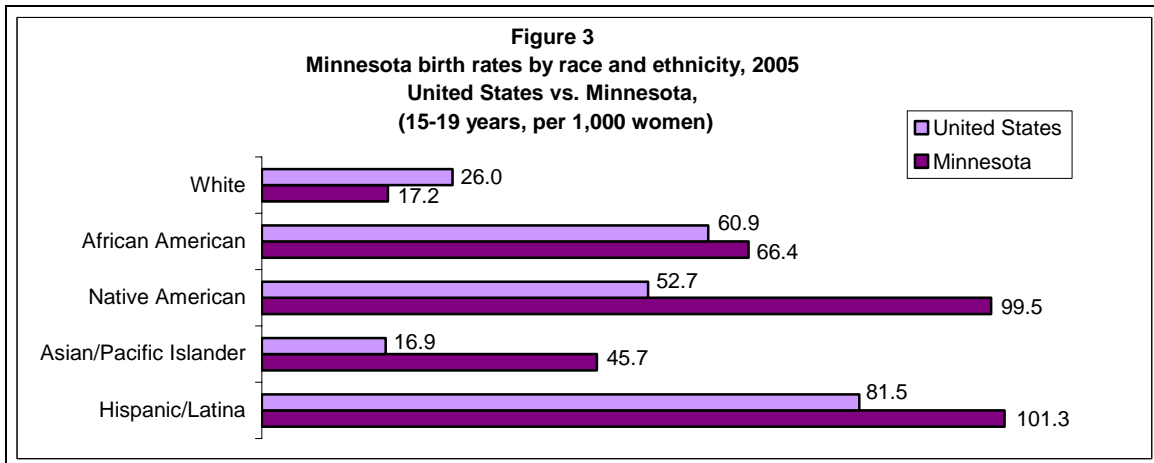
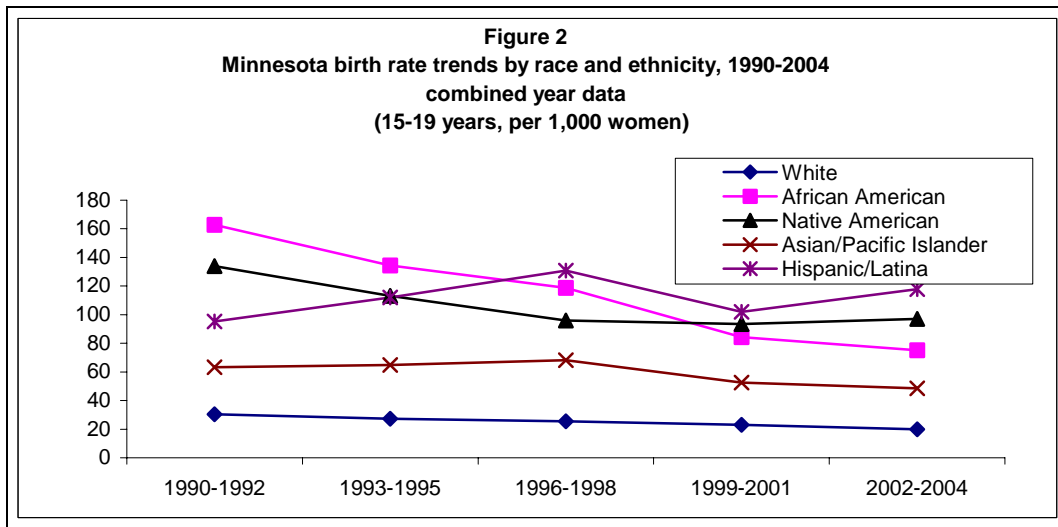
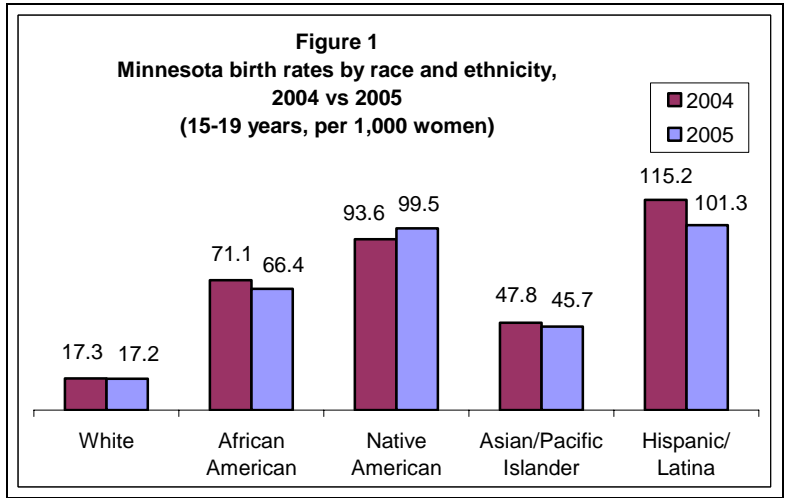


DISPARITIES IN TEEN BIRTH BY RACE AND ETHNICITY¹

The 2005 birth rate* for all teens aged 15-19 in Minnesota (26.1 per 1,000 women) was among the lowest in the United States, and well below the national average (40.4 per 1,000 women). However, birth rates are disproportionately high for populations of color in Minnesota. Figure 2 illustrates teen birth rate trends by race and ethnicity in Minnesota between 1990 and 2004. Preliminary data for 2005 indicate the teen birth rate for white females in the U.S. was 26.0 per 1,000 compared to 17.2 in Minnesota. But for all other racial/ethnic groups, the MN teen birth rate was higher than the corresponding U.S. rate (Figure 3). Although teen pregnancy and birth rates are high among Minnesota populations of color, the greatest total number of teen births is still to white females.



¹ All data is from National Vital Statistics Reports, November 2006 and the Center for Health Statistics, Minnesota Department of Health, 2007

*Birth Rate refers to the number of live births per 1,000 females in the population of the specified age.

Combined year data: Multiple year averaging of rates is important because it increases the number of "events" (pregnancies and births) being counted. In this way, the three-year average provides a better reflection of the "true" rate of pregnancies than will three consecutive, variable annual rates.